

TUUCI



MADE IN MIAMI

25.8149° N - 80.2604° W



SHADE REVOLUTION

More than two decades ago, our quest began. We started small but dreamed big. Our founder, Dougan Clarke, grew up in Miami spending every free moment on the ocean. A skillful boat rigger with an entrepreneurial spirit, he saw an opportunity to reinvent a product that allowed people to more comfortably connect with the outdoors.

Unsatisfied with the shade solutions that existed, he looked to marine technology to transform the category of shade from short-lived and ordinary to enduring and extraordinary. He started TUUCI in a boat rigging workshop in 1998, setting in motion a shade revolution that continues to set the industry standard.

Constructed entirely by hand, each shade system is a precisely crafted engineering marvel. Inspirations from a lifelong passion for the ocean are reflected in the design and detail of every product. Industry-leading patents, award-winning designs, marine grade components, serviceability and performance canopies are part of an unyielding commitment to redefine the shade industry.

As our journey continues, we remain steadfastly committed to creating products that allow us all to enjoy nature in its most basic form – a comfortable place in the shade.





THE
JOURNEY
IS OUR
DESTINATION

We are on a journey
to share our form
and function in
the most exposed
and beautiful
environments on
the planet. It is
by observing first
hand the extremes
in nature that we
get the inspiration
to design products
that meet its
resilience.

DOUGAN CLARKE

TUUCI FOUNDER & PRODUCT ARCHITECT

Dougan

AUTHENTIC MARINE GRADE

The exacting standards of the marine world are reflected in everything we create. That's why our parasols use marine grade aluminum alloy, fiberglass and stainless steel to create beautiful yet extremely durable shade structures that perform in the toughest environments.



ENDURING ELEGANCE

Beauty and durability synchronize flawlessly with our Plantation Aluma-TEAK.
For over a decade, we have perfected the art of creating the indistinguishable appearance of hardwood, impervious to seaside corrosion and UV degradation. The result is a product uniquely inspired by nature with everlasting resilience.





THE SCIENCE OF SHADE


Recognized around the world for unparalleled function, we stand alone in a category defined only by our latest advancements in shade engineering.

We draw upon decades of field data derived from real usage and exhaustive wind testing to ensure our products perform as intended. We love to challenge our products and push them to new extremes. We learn by doing.

ENGINEERED FOR A LIFETIME

We re-imagined the outdoor parasol in a way that is both exceedingly durable and long-lasting. The modular design of our patented independent bracket hub system allows for simple maintenance, adding years of life to each of our shade structures.

Our commitment to creating best-in-class shade architecture is matched only by a best-in-class warranty.



TAILOR-MADE SHADE

We are honored to have received countless Design Excellence Awards, but we are proudest to see how our products complement the creativity of others. With boundless fabric, trim, fringe, finish choices and combinations, our parasol and shade systems provide an opportunity to elevate any space.

We dream. We imagine. You create.



Positive
vibes
only

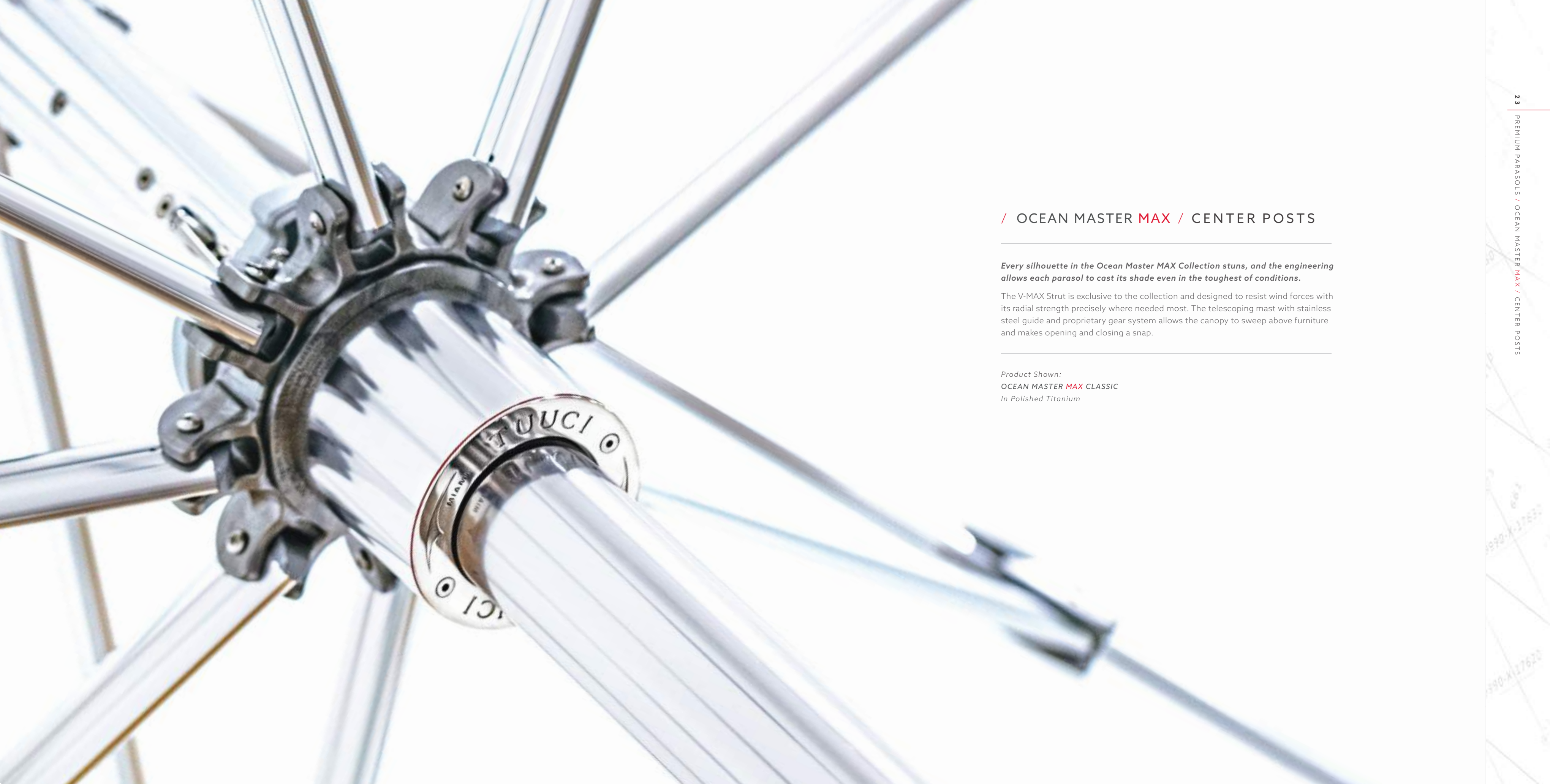




ONE COMMON THREAD

The crafting of shade architecture begins and ends at our manufacturing campus in Miami, Florida. Almost 400 people strong, together we have built a company that is like family. We are bound by our love of community, our passion, and a vision to create products that allow people to comfortably connect with their surroundings and enjoy a comfortable place in the shade.





/ OCEAN MASTER MAX / CENTER POSTS

Every silhouette in the Ocean Master MAX Collection stuns, and the engineering allows each parasol to cast its shade even in the toughest of conditions.

The V-MAX Strut is exclusive to the collection and designed to resist wind forces with its radial strength precisely where needed most. The telescoping mast with stainless steel guide and proprietary gear system allows the canopy to sweep above furniture and makes opening and closing a snap.

Product Shown:
OCEAN MASTER MAX CLASSIC
In Polished Titanium






















/ OCEAN MASTER MAX / NAUTICAL TEAK

Our Ocean Master MAX Nautical Teak parasols combine the natural beauty of authentic teak hardwood with TUUCI's nautical architecture skills to reinvent a timeless classic. Drawing upon techniques honed by our yacht rigging background, this award-winning parasol's mast is enhanced with Aluma-CORE technology, a marine grade aluminum super-structure durably encased in ample amounts of Grade A, plantation-grown teak, harvested in accordance with the strictest environmental standards. The Aluma-CORE mast also enables our proprietary gear system and telescoping mast, which allows the parasol to gracefully deploy without interfering with the furniture below.

Adding to its elegance and distinction, the innovative core is also reflected in external chassis reinforcements clad in polished yachting grade 316 stainless steel alloy. Further influences from the yachting world include reinforced canopy construction for high-wind exposure and inspired trimming details. Design and durability are thoroughly linked at key structural points for unmatched beauty and longevity with the new Nautical Teak Parasol Collection.





/ OCEAN MASTER MAX / CANTILEVERS

The bold design of the Ocean Master MAX Cantilever meets the shade requirements of the most challenging spaces.

With the combined features of an ultra-strong, aluminum-milled fulcrum and telescoping mast, the canopy easily closes over tables and chairs, offering up to 170 square feet of uninterrupted shade. Quite simply, it is the ultimate structure to hover between sky and surface.

*Product Shown:
OCEAN MASTER MAX CANTILEVER
In Natural Plantation Aluma-TEAK*









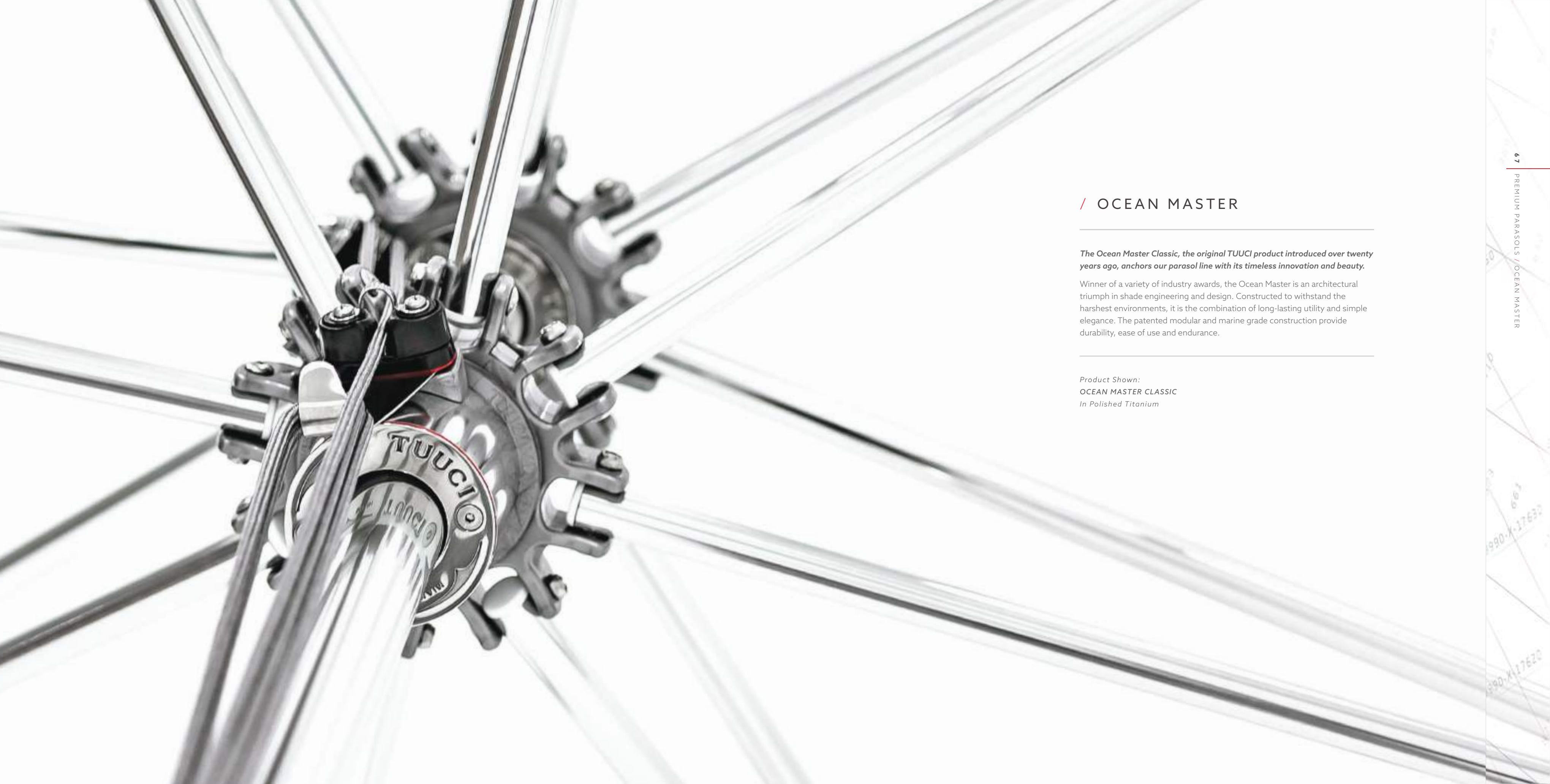












/ OCEAN MASTER


The Ocean Master Classic, the original TUUCI product introduced over twenty years ago, anchors our parasol line with its timeless innovation and beauty.

Winner of a variety of industry awards, the Ocean Master is an architectural triumph in shade engineering and design. Constructed to withstand the harshest environments, it is the combination of long-lasting utility and simple elegance. The patented modular and marine grade construction provide durability, ease of use and endurance.

*Product Shown:
OCEAN MASTER CLASSIC
In Polished Titanium*

1990-1-17632
1990-1-17632























/ STINGRAY

The Stingray is in a class of its own. Rotating 360 degrees around its vertical axis, our distinctive shade sculpture can be positioned to block the sun at any time of the day. The expansive tensile skin and polished wrought aluminum mast is incredibly durable and provides long-lasting shade luxury.

Inspired by the ocean creature itself, the Stingray's profile echoes a ray's wings and casts a graceful shadow for years of artful shade.







BESPOKE & BRILLIANT

From hinge to fringe, tailor-made shade brings your vision together with numerous combinations of shade, fabric, fringe and configurations. *With an exhaustive range of options, the possibilities are truly in the eye of the beholder.*



SHADE YOUR WAY

Shade brilliance is born in the details. Artfully inspired trims, tassels and bindings can be integrated with a variety of shade silhouettes, adding glamour or classic charm to an already elegant canvas.

Product Shown:
OCEAN MASTER PAGODA
in Graphite

COVETED CANOPIES

Using the most durable and fade-resistant outdoor fabrics, our canopies are precision tailored to fit each frame perfectly. Canopy pockets are reinforced with ballistic nylon and seams are hand-sewn with acrylic thread providing superior durability under the sun's UV rays.

Extensive color choices and tailor-made screen printing turn parasols from objects of design into objects of desire.

Product Shown:
OCEAN MASTER MANTA
In Polished Titanium




DESIGN & DURABILITY

With over 20 years of shade innovation, we know the anchor is the mainstay of a secure parasol. From stainless steel to stone, TUUCI's shade anchors use only the toughest time-tested materials to ensure precise performance and extended function for a lifetime of use. Stainless steel flush mounts, galvanized steel and aluminum concrete-filled shells are nearly indestructible and secure shade structures from small to large. Pair with a TUUCI Aluma-SKIN or premium finish and go beyond function to fabulous.

Although TUUCI shade equipment is rigorously tested and built to withstand forces of nature, we do not recommend the use of any collapsible shade equipment in winds that exceed 25 mph. The size of your parasol and installation location will greatly influence the amount of anchor weight required for safe operation. Please consult an authorized TUUCI dealer or representative directly for recommendations.

/ BASE STYLE OPTIONS

PLANTATION ALUMA-TEAK



Natural

Java


Weathered

Aspen White

Cypress

Driftwood

SOLID FINISHES



Marine Silver

Sea Shell White

Textured Bright White

Ash Grey

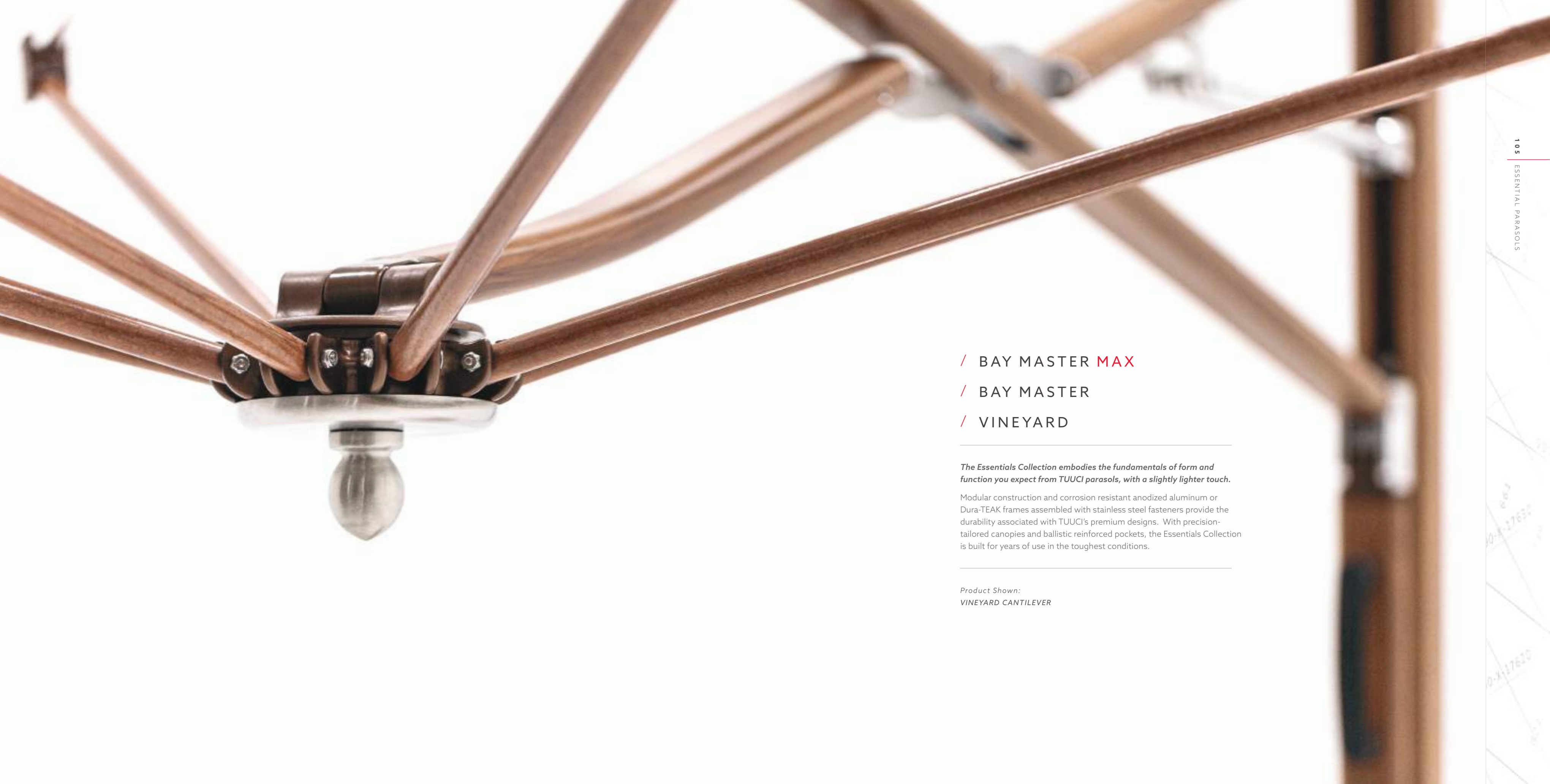
Hammered Bronze

Espresso

Jet Black

Graphite





/ BAY MASTER **MAX**

/ BAY MASTER

/ VINEYARD

The Essentials Collection embodies the fundamentals of form and function you expect from TUUCI parasols, with a slightly lighter touch.

Modular construction and corrosion resistant anodized aluminum or Dura-TEAK frames assembled with stainless steel fasteners provide the durability associated with TUUCI's premium designs. With precision-tailored canopies and ballistic reinforced pockets, the Essentials Collection is built for years of use in the toughest conditions.

Product Shown:
VINEYARD CANTILEVER























/ TUUCI EQUINOX CABANA

The TUUCI Equinox Cabana effortlessly transforms any patio, poolside or outdoor landscape into an open-air living room.

Spacious, modular and luxurious, this perfect getaway can be customized to fit your every need. Various configurations are wind rated from 50 to 100+ mph. The TUUCI Equinox will stand strong for years to come, giving comfort in the outdoors with a just right mix of sun and shade.

Product Shown:
TUUCI EQUINOX CABANA in Jet Black
with Natural Plantation Aluma-TEAK Trellis













/ TUUCI ECLIPSE CABANA

Take cover while still enjoying a breeze in the comfort of the Eclipse Cabana. With a pleasing structure ideal for lounging or dining, the customizable Eclipse creates an inviting shaded retreat in any landscape. Sturdy and bold, this cabana is a personal oasis with good looks that last.

Product Shown:
TUUCI ECLIPSE CABANA in Sea Shell White
with Natural Plantation Aluma-TEAK Trellis & Roman Shade







- / GRAND PACIFIC
- / ATLANTIS
- / ST. TROPEZ
- / MERCURY
- / CRESCENT
- / EQUINOX DOUBLE CHAISE LOUNGE

Relaxation has never been so peaceful. Create your own outdoor living room or lounge with options to choose from that fulfill your personal vision including privacy panels, windows, dry fast cushions, lighting and curtains. Customize your oasis for all seasons.

Product Shown: ATLANTIS CABANA















/ AIR LOUNGE & WAVE STAND

Stretching between comfort and innovation is the Air Lounge hammock. Designed to expand and contract for a gentle swing, the streamlined profile of the Air Lounge is matched by its durable construction of Ultra Dry-Core Comfort Mesh and hardwood stretcher bars. Find harmony in nature with years of inviting comfort.







/ YACHTS
/ SHADE BLADE

Our decades of experience on the ocean with severe sun, winds and salt water are reflected in everything we create.

Our marine heritage is evident in the engineering, materials and craftsmanship of our products and shade systems, designed for yachts and a wide range of watercraft applications.














PRODUCT DETAILS

- / OCEAN MASTER MAX / CENTER POSTS / p.184
- / OCEAN MASTER MAX / CANTILEVERS / p.188
- / OCEAN MASTER MAX / NAUTICAL TEAK / p.200
- / STINGRAY / p.202
- / OCEAN MASTER / p.210
- / BAY MASTER MAX / p.214
- / BAY MASTER / p.216
- / VINEYARD / p.222
- / TUUCI EQUINOX CABANA / p.232
- / TUUCI ECLIPSE CABANA / p.236
- / CABANAS & LOUNGES / p.240
- / AIR LOUNGE & WAVE STAND / p.246
- / SHADE BLADE / p.248
- / RESPONSIBILITY / p.250
- / WARRANTY / p.252





/ OCEAN MASTER MAX

The Ocean Master MAX collection is engineered to cast its shade even in strong winds. TUUCI's exclusive V-MAX strut design features a four-point profile which concentrates strength along the radial walls precisely where needed most. Telescoping masts with stainless steel guides and worm drive gear system allow the canopies to sweep above furniture and make open and close a snap.

- A:** Marine grade polished titanium
- B:** Ballistic reinforced screw pockets
- C:** Optional easy-drive removable crank and telescoping mast
- D:** V-MAX struts

Product Shown:
OCEAN MASTER MAX DUAL CANTILEVER in Polished Titanium


CENTER POSTS




CANTILEVERS




SOLID FINISHES



PLANTATION ALUMA-TEAK





PLANTATION ALUMA-TEAK

Our state-of-the-art Aluma-TEAK coating conveys the elegance of hardwood with unparalleled resilience to the elements. TUUCI pioneered the art of creating a product with the indistinguishable appearance of hardwood that is impervious to seaside corrosion and UV degradation. We continue to perfect and expand our collection of woodgrain offerings to enhance every setting.

Product Shown:

OCEAN MASTER MAX CRESCENT

In Natural Plantation Aluma-TEAK

NATURAL

JAVA

WEATHERED

CYPRESS

DRIFTWOOD


ASPEN WHITE



SOLID FINISHES

TUUCI offers a variety of on-trend, modern and classic finishes to complement your outdoor space. Choose from TUUCI's premium coating options to seamlessly integrate your parasols into your design vision and feel confident knowing the frame finish is covered by a five-year warranty.

Product Shown:
OCEAN MASTER MAX CANTILEVER
In Jet Black





CLASSIC

SQUARE	[ft / m]	OCTAGON	[ft / m]	RECTANGLE	[ft / m]
	8.0 / 2.45		9.0 / 2.75		8.0 X 12.0 / 2.45 X 3.65
	10.0 / 3.0		11.0 / 3.4		10.0 X 14.0 / 3.0 X 4.25
	12.0 / 3.65		13.0 / 4.0		12.0 X 16.0 / 3.65 X 4.9
	14.0 / 4.25		15.0 / 4.5		
	16.0 / 4.9		17.0 / 5.2		

OPTIONS

VENTS & POCKETS

- Single vent
- Contrasting pockets and vent

PROFILES

- Market straight
- Valance straight, scalloped or Roman
- Fish tail (oct only)

CANOPY & PANELS

- Binding
- Accent border
- Alternating panels

For option images, see page 228-229



MANTA

SQUARE	[ft / m]
	10.0 / 3.0
	14.0 / 4.25

OPTIONS

POCKETS

- Contrasting pockets

PROFILES

- Market straight
- Fish tail

CANOPY & PANELS

- Binding
- Accent border

For option images, see page 228-229



CRESCENT

OCTAGON	[ft / m]
	14.0 / 4.25
	16.0 / 4.9
	18.0 / 5.5

OPTIONS

POCKETS

- Contrasting pockets

PROFILES

- Fish tail

CANOPY & PANELS

- Binding
- Accent border

For option images, see page 228-229



ZERO HORIZON

SQUARE	[ft / m]	OCTAGON	[ft / m]
	10.0 / 3.0		12.0 / 3.65
	14.0 / 4.25		16.0 / 4.9

OPTIONS

POCKETS

- Contrasting pockets

PROFILES

- Market straight
- Fish tail

CANOPY & PANELS

- Binding
- Accent border

For option images, see page 228-229



F1

SQUARE



[ft / m]
13.0 / 4.0

OCTAGON



[ft / m]
18.0 / 5.5

OPTIONS

POCKETS

- Contrasting pockets and accent cap

PROFILES

- Fish tail

CANOPY & PANELS

- Binding
- Accent border

For option images, see page 228-229

/ ABOVE GROUND ANCHORS



Aluma-CRETE Round



Aluma-CRETE Round with TUFF Wheels



G-Plate Square
Also available in double, triple and quadruple stack



Full Aluma-CRETE Cube Anchor



Aluma-CRETE Round



Aluma-CRETE Round with TUFF Wheels




G-Plate Square
Also available in double, triple and quadruple stack

Bases shown in Natural Plantation Aluma-TEAK

/ ANCHOR DESIGN OPTIONS

PLANTATION ALUMA-TEAK



Natural



Java



Weathered



Aspen White




Cypress




Driftwood

SOLID FINISHES



Marine Silver



Sea Shell White



Textured Bright White



Ash Grey



Hammered Bronze



Espresso



Jet Black



Graphite

/ IN-GROUND ANCHORS




Stainless Steel MAX Security Stem



Stainless Steel Bottom Plate for Security Stem



Stainless Steel In-Ground Security Mount



Stainless Steel MAX Flush Mount

/ ACCESSORIES



Gutter



G-Plate with TUFF Wheels
(for use with square G-plates only)



SQUARE	[ft / m]	OCTAGON	[ft / m]	RECTANGLE	[ft / m]
	8.0 / 2.45		9.0 / 2.75		8.0 X 12.0 / 2.45 X 3.65
	10.0 / 3.0		11.0 / 3.4		10.0 X 14.0 / 3.0 X 4.25
	12.0 / 3.65		13.0 / 4.0		
	13.0 / 4.0				

CANTILEVER

- OPTIONS**
- VENTS & POCKETS**
 - Single vent
 - Contrasting pockets and vent
 - PROFILES**
 - Market straight
 - Valance straight, scalloped or Roman
 - Fish tail (oct only)
 - CANOPY & PANELS**
 - Binding
 - Accent border
 - Alternating panels and valance
- For option images, see page 228-229*
- FEATURES**
- Ambia LED Light
 - Heaters
 - Automation



SQUARE	[ft / m]
	10.0 / 3.0

ZERO HORIZON CANTILEVER

- OPTIONS**
- POCKETS**
 - Contrasting pockets
 - PROFILES**
 - Market straight
 - CANOPY & PANELS**
 - Binding
 - Alternating panels
 - Accent border
- For option images, see page 228-229*
- FEATURES**
- Ambia LED Light
 - Heaters
 - Automation



SQUARE	[ft / m]
	10.0 / 3.0

MANTA CANTILEVER

- OPTIONS**
- POCKETS**
 - Contrasting pockets
 - PROFILES**
 - Fish tail
 - CANOPY & PANELS**
 - Binding
 - Alternating panels
 - Accent border
- For option images, see page 228-229*
- FEATURES**
- Ambia LED Light
 - Heaters
 - Automation



SQUARE	[ft / m]	OCTAGON	[ft / m]	RECTANGLE	[ft / m]
	8.0 X 12.0 / 2.45 X 3.65		9.0 X 18.0 / 2.75 X 5.4		16.0 X 12.0 / 4.9 X 3.65
	10.0 X 14.0 / 3.0 X 4.25		11.0 X 22.0 / 3.4 X 6.8		22.0 X 14.0 / 6.0 X 4.25
	12.0 X 24.0 / 3.65 X 7.4				
	13.0 X 26.0 / 4.0 X 7.9				

DUAL CANTILEVER

- OPTIONS**
- VENTS & POCKETS**
 - Single vent
 - Contrasting pockets and vent
 - PROFILES**
 - Market straight
 - Valance straight, scalloped or Roman
 - Fish tail (oct only)
 - CANOPY & PANELS**
 - Binding
 - Accent border
 - Alternating panels
- For option images, see page 228-229*
- FEATURES**
- Ambia LED Light
 - Heaters
 - Automation

/ ABOVE-GROUND ANCHORS



G-Plate Square
Available in double, triple and quadruple stack



Half Aluma-CRETE Cube Anchor



Full Aluma-CRETE Cube Anchor



G-Plate Square
Available in double, triple and quadruple stack



Half Aluma-CRETE Cube Anchor

Bases shown in Natural Plantation Aluma-TEAK.

/ ANCHOR DESIGN OPTIONS

PLANTATION ALUMA-TEAK



Natural




Java



Weathered



Aspen White




Cypress



Driftwood

SOLID FINISHES



Marine Silver



Sea Shell White



Textured Bright White



Ash Grey



Hammered Bronze



Espresso



Jet Black



Graphite

/ IN-GROUND ANCHORS



Stainless Steel MAX Security Stem



Stainless Steel Bottom Plate for Security Stem



Stainless Steel In-Ground Security Mount

/ ACCESSORIES



Gutter



G-Plate with TUFF Wheels
(for use with square G-plates only)


INTELLIGENT AUTOMATION

TUUCI's automated shade platforms redefine collapsible shade technology as you open and close our largest umbrellas with the push of a button.


Automation and shade seamlessly integrate with our convenient and intuitive touch pad interface. Shading, lighting, and heating come alive at your fingertips, with technology driven by a modular control unit that features smart safety protocols. A whole new level of intelligent design has been reached.

CONFIGURATION OPTIONS


Automation to suit your individual needs. Choose from three pre-set configuration *options available for both the Single and Dual MAX Cantilevers.*



LIGHT AND HEATERS



LIGHT AND AUTOMATION



LIGHT, HEATERS AND AUTOMATION



AMBIENT ILLUMINATION

Extending the day or extending the season, TUUCI's Ambia LED Light complements the outdoors with indoor comforts.

At night, the marine grade LED light fixture casts an ambient glow into the canopy of the parasol, bright enough to read a book under, while soft enough to complement al fresco dining. During the day, the ingenious design is nearly invisible as the light fixture and wiring are discreetly tucked away.



ELEGANT ILLUMINATION

TUUCI's cutting edge Ambia LED Light illuminates upward into the canopy and distributes light evenly underneath the umbrella.



TOUCH CONTROL

With the easy-to-use touch control system, on-off and dimming are activated by touching the finial underneath the umbrella's hub.

* Highlighted area indicates touch-sensitive surface.



RADIANT HEAT

To enhance the outdoor area and prolong the number of days comfortably spent there, two or four UL-approved infrared heaters can be integrated into the construction of the MAX Cantilever and Center Post parasols.

Marine grade wiring runs inside the frame and each heater is affixed to the structure of the parasol, allowing for even distribution of heat to those seated below. Smart safety features include emergency shut-down, automatic heater cool down and automatic lock-out feature. The entire system is modular, allowing easy replacement in the unlikely event electronics fail.



EXTEND THE SEASON

User control panel provides an intuitive way of adjusting the climate under the parasol's canopy with a simple push-button, icon-based interface.




EASY 360° ROTATION

Easily rotate the umbrella into any position for maximum shade coverage throughout your day.



FLUID TILT RANGE

Multiple locking points along the entirety of the mast achieve the perfect tilt angle desired.



SHADE AT EVERY ANGLE

Beautify your outdoor space with the TUUCI Cantilever with tilt option. Designed to block sun and add privacy at any angle, the thoughtful design allows for 360 degree rotation on its base and includes unlimited adjustment along the mast for a variety of angles and extremely simple operation.

Whether you have challenging spaces or just want the flexibility to deliver shade at every position of the sun's arc, the tilt option is a beautiful solution.

FLUID TILT AND ROTATION

The umbrella's design allows for 360° rotation on its base, and multiple locking points along the mast for fluid operation.

Available on the following umbrellas:

- / OCEAN MASTER MAX CANTILEVER
- / OCEAN MASTER MAX ZERO HORIZON CANTILEVER
- / BAY MASTER CANTILEVER



/ NAUTICAL TEAK

Inspired by our marine roots, our premium teak parasol blends the authentic beauty of teak hardwood, classic elements of nautical design and durability of corrosion-proof materials. Choose from two different lift systems to complete your vision.


A : Aluma-CORE mast


B : Natural teak hub, ribs and struts

C : 316 stainless steel fasteners, brackets and tubing

OCEAN MASTER MAX / NAUTICAL TEAK



SQUARE	[ft / m]
	6.5 / 2.0
	8.0 / 2.45
	10.0 / 3.0

OCTAGON	[ft / m]
	9.0 / 2.75
	11.5 / 3.5
	13.0 / 4.0

RECTANGLE	[ft / m]
	8.0 X 12.0 /
	2.45 X 3.65

/ ABOVE-GROUND ANCHORS



Aluma-CRETE Round



Aluma-CRETE Round with Lift Handles



Aluma-CRETE Round with TUFF Wheels



G-Plate Square
Also available in double, triple and quadruple stack



Aluma-CRETE Round



Aluma-CRETE Round with Lift Handles



Aluma-CRETE Round with TUFF Wheels



G-Plate Square
Also available in double, triple and quadruple stack

Bases shown in Natural Plantation Aluma-TEAK.

/ IN-GROUND ANCHORS



Stainless Steel MAX Security Stem



Stainless Steel Bottom Plate for Security Stem



Stainless Steel In-Ground Security Mount



/ STINGRAY

The Stingray is our true functional sculpture. Inspired by the sea, this 360-degree rotatable shade is as distinctive as it is durable, from its tensile shade skin to the polished titanium mast.

- A :** Reinforced strut joints and structure
- B :** Polished titanium finish
- C :** Easy on and easy off canopy for cleaning

SHADE SCULPTURE / STINGRAY



STINGRAY

[ft / m]

7.0 X 10.0 /
2.15 X 3.0



9.0 X 13.0 /
2.75 X 4.0



Polished Titanium

/ ABOVE-GROUND ANCHORS



G-Plate Square
Available in double, triple and quadruple stack



Half Aluma-CRETE
Cube Anchor



Full Aluma-CRETE
Cube Anchor



G-Plate Square
Available in double, triple and quadruple stack



Half Aluma-CRETE
Cube Anchor

Bases shown in Natural Plantation Aluma-TEAK.

/ IN-GROUND ANCHORS



Stainless Steel MAX
Security Stem



Stainless Steel Bottom
Plate for Security Stem



Stainless Steel In-Ground
Security Mount

/ ACCESSORIES



G-Plate with TUFF Wheels
(for use with square G-plates only)



/ OCEAN MASTER

The Ocean Master premium parasol is an architectural triumph in shade engineering and design. It is constructed to withstand the harshest environments for years to come. TUUCI's patented independent bracket hub system features stainless steel, resin and anodized aluminum components that are modular, corrosion-proof and self-lubricating.

A: Marine grade armor wall construction

B: Marine pulley lift system

C: Ballistic reinforced pockets

D: Solid stainless steel finial design

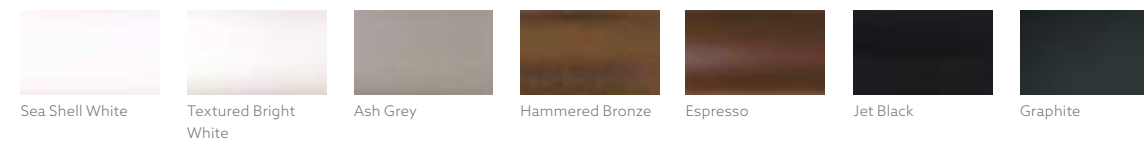
Product Shown:

OCEAN MASTER CRESCENT in *Polished Titanium*




Polished Titanium

SOLID FINISHES



PLANTATION ALUMA-TEAK





PLANTATION ALUMA-TEAK

Our state-of-the-art Aluma-TEAK coating conveys the elegance of hardwood with unparalleled resilience to the elements. TUUCI pioneered the art of creating a product with the indistinguishable appearance of hardwood that is impervious to seaside corrosion and UV degradation. We continue to perfect and expand our collection of woodgrain offerings to enhance every setting.

Product Shown:
OCEAN MASTER MANTA
In Java Plantation Aluma-TEAK



SOLID FINISHES

TUUCI offers a variety of on-trend, modern and classic finishes to complement your outdoor space. Choose from TUUCI's premium coating options to seamlessly integrate your parasols into your design vision and feel confident knowing the frame finish is covered by a five-year warranty.

Product Shown:
OCEAN MASTER CLASSIC In Graphite





SQUARE	[ft / m]	OCTAGON	[ft / m]	HEXAGON	[ft / m]	RECTANGLE	[ft / m]
	5.5 / 1.65		6.0 / 1.8		7.0 / 2.15		5.0 X 8.0 / 1.5 X 2.45
	6.5 / 2.0		7.5 / 2.25		8.5 / 2.6		6.0 X 9.0 / 1.8 X 2.75
	7.5 / 2.25		9.0 / 2.75		10.0 / 3.0		8.0 X 12.0 / 2.45 X 3.65*
	8.5 / 2.6		10.5 / 3.2		11.0 / 3.4		
	10.0 / 3.0		11.5 / 3.6				
			13.0 / 4.0*				

*Autoscope

CLASSIC

OPTIONS

VENTS & POCKETS

- Single vent
- Double vent (oct/hex only)
- Contrasting pockets and vent

PROFILES

- Market straight
- Valance straight, scalloped or Roman
- Fish tail (oct/hex only)

CANOPY & PANELS

- Binding
- Fringe
- Accent border
- Alternating panels and valance

For option images, see page 228-229



SQUARE	[ft / m]
	6.5 / 2.0
	7.5 / 2.25
	8.5 / 2.6
	9.5 / 2.9*

*Autoscope

MANTA

OPTIONS

POCKETS

- Contrasting pockets

PROFILES

- Fish tail

CANOPY & PANELS

- Binding
- Alternating panels
- Accent border

For option images, see page 228-229



HEXAGON	[ft / m]
	8.0 / 2.4
	10.0 / 3.0
	12.0 / 3.7

CRESCENT

OPTIONS

POCKETS

- Contrasting pockets

PROFILES

- Fish tail

CANOPY & PANELS

- Binding
- Alternating panels
- Accent border

For option images, see page 228-229



SQUARE	[ft / m]	OCTAGON	[ft / m]
	6.5 / 2.0		8.0 / 2.45
	7.5 / 2.25		10.0 / 3.0
	8.5 / 2.6		11.0 / 3.4
	9.5 / 2.9*		12.0 / 3.7

*Autoscope

ZERO HORIZON

OPTIONS

POCKETS

- Contrasting pockets

PROFILES

- Fish tail

CANOPY & PANELS

- Binding
- Alternating panels
- Accent border

For option images, see page 228-229



RAZOR

OCTAGON



[ft / m]

11.0 / 3.4

OPTIONS

VENTS & POCKETS

- Contrasting pockets

PROFILES

- Fish tail

CANOPY & PANELS

- Binding
- Alternating panels
- Accent border

For option images, see page 228-229



PAGODA

HEXAGON



[ft / m]

8.5 / 2.6

10.5 / 3.2

OPTIONS

VENTS & POCKETS

- Contrasting pockets

PROFILES

- Fish tail

CANOPY & PANELS

- Binding
- Alternating panels
- Accent border

For option images, see page 228-229

/ ABOVE-GROUND ANCHORS



Aluma-CRETE Round



Aluma-CRETE Round with TUFF Wheels



G-Plate Round
Also available in double stack



G-Plate Square
Also available in double, triple and quadruple stack



Aluma-CRETE Round



Aluma-CRETE Round with TUFF Wheels



G-Plate Round
Also available in double stack



G-Plate Square
Also available in double, triple and quadruple stack

Bases shown in Natural Plantation Aluma-TEAK

/ ANCHOR DESIGN OPTIONS

PLANTATION ALUMA-TEAK



Natural



Java



Weathered



Aspen White



Cypress



Driftwood

SOLID FINISHES



Marine Silver



Sea Shell White



Textured Bright White




Ash Grey



Hammered Bronze



Espresso



Jet Black



Graphite

/ IN-GROUND ANCHORS



Deck Mount



Deck Mount with Auto Cam-LOC



Stainless Steel Flush Mount



Stainless Steel Flush Mount with Concrete Cylinder



Gutter




Sand Anchor with Stainless Steel Hitch Pin



Stainless Steel Wheel Tray for Round Bases

/ ACCESSORIES



/ BAY MASTER MAX

The Bay Master MAX is well suited for seaside resorts, restaurant settings and private backyard use due to its substantial shade, modular construction, easy operation and graceful ability to withstand high winds, blazing sun and salt air.

A : Easy grip handle for opening and closing

B : Self-lubricating polymer hub

C : Satin anodized mast

Product Shown:

BAY MASTER MAX

SQUARE

[ft / m]



10.0 / 3.0

13.0 / 4.0

OCTAGON

[ft / m]



14.0 / 4.25

OPTIONS

VENTS & POCKETS

- Single wind

PROFILES

- Market straight
- Valance straight or scalloped

CANOPY & PANELS

- Binding
- Alternating panels and valance

For option images, see page 228-229

/ ABOVE GROUND ANCHORS



G-Plate Square
Available in
double and triple stack



Full Aluma-CRETE
Cube Anchor



G-Plate Square
Available in
double and triple stack
Base shown in Natural Plantation Aluma-TEAK

/ IN-GROUND SHADE ANCHORS



Stainless Steel Bottom
Plate for Security Stem



Stainless Steel In-Ground
Security Mount



G-Plate with TUFF Wheels
(for use with square G-plates only)

/ ACCESSORIES



/ BAY MASTER

The Bay Master parasol is designed to meet the challenges of commercial environments. Extremely durable and resistant to wear and tear from daily opening and closing, our canopy pocket construction features ballistic reinforcement and stainless steel screw and grommets. The brushed aluminum mast blends into any environment and TUUCI's powder coat options allow for seamless design integration.

A: Self-lubricating modular resin hub

B: Ballistic-reinforced screw pockets

C: Satin anodized finish

D: Stainless steel finial and fasteners

Product Shown:

BAY MASTER Fiber-FLEX

CENTER POSTS



CLASSIC



FIBER-FLEX

CANTILEVERS



SINGLE



SWIM UNDER







SHADE POD



Satin Anodized



CLASSIC

SQUARE [ft / m]	OCTAGON [ft / m]	HEXAGON [ft / m]	RECTANGLE [ft / m]
 5.5 / 1.65	 7.5 / 2.25	 7.0 / 2.15	 6.0 X 9.0 / 1.8 X 2.75
6.5 / 2.0	9.0 / 2.75	8.5 / 2.6	
7.5 / 2.25	10.5 / 3.2	10.0 / 3.0	
8.0 / 2.6			

OPTIONS

VENTS & POCKETS

- Single vent
- Double vent (oct/hex only)
- Contrasting pockets and vent

PROFILES

- Market straight
- Valance straight or scalloped
- Fish tail (oct/hex only)

CANOPY & PANELS

- Binding
- Fringe
- Accent border
- Alternating panels and valance

For option images, see page 228-229

/ ABOVE-GROUND ANCHORS



Aluma-CRETE Round



Aluma-CRETE Round with Lift Handles



Aluma-CRETE Round with TUFF Wheels



G-Plate Round
Also available in double stack



G-Plate Square
Also available in double, triple and quadruple stack

/ IN-GROUND ANCHORS



Deck Mount



Deck Mount with Auto Cam-LOC



Stainless Steel Flush Mount



Stainless Steel Flush Mount with Concrete Cylinder



Sand Anchor with Stainless Steel Hitch Pin



Stainless Steel Wheel Tray for Round Bases

/ ACCESSORIES



FIBER-FLEX

SQUARE [ft / m]	OCTAGON [ft / m]	HEXAGON [ft / m]
 5.5 / 1.65	 7.5 / 2.25	 7.0 / 2.15
6.5 / 2.0	9.0 / 2.75	8.5 / 2.6
7.5 / 2.25	10.5 / 3.2	10.0 / 3.0

OPTIONS

VENTS & POCKETS

- Single vent

PROFILES

- Market straight
- Valance straight or scalloped

CANOPY & PANELS

- Binding
- Fringe
- Accent border
- Alternating panels and valance

For option images, see page 228-229



SINGLE CANTILEVER

SQUARE

[ft / m]



8.0 / 2.45

10.0 / 3.0

OCTAGON

[ft / m]



9.0 / 2.75

11.0 / 3.4

RECTANGLE

[ft / m]



8.0 X 12.0 /

2.45 X 3.65

OPTIONS

VENTS & POCKETS

- Single vent

PROFILES

- Market straight
- Valance straight or scalloped

CANOPY & PANELS

- Binding
- Alternating panels and valance

For option images, see page 228-229



SHADE POD


SQUARE

[ft / m]



8.0 / 2.45

10.0 / 3.0



OPTIONS

VENTS & POCKETS

- Single vent

PROFILES

- Market straight
- Valance straight or scalloped

CANOPY & PANELS

- Binding
- Alternating panels and valance

For option images, see page 228-229



SWIM-UNDER

SQUARE

[ft / m]



8.0 / 2.45

OPTIONS

VENTS & POCKETS

- Single vent

PROFILES

- Market straight
- Valance straight or scalloped

CANOPY & PANELS

- Binding
- Alternating panels and valance

For option images, see page 228-229

/ ABOVE-GROUND ANCHORS



G-Plate Square
Available in double, triple and quadruple stack



Half Aluma-CRETE Cube Anchor



Full Aluma-CRETE Cube Anchor



G-Plate Square
Available in double, triple and quadruple stack



Half Aluma-CRETE Cube Anchor

Bases shown in Natural Plantation Aluma-TEAK.

/ IN-GROUND ANCHORS



Stainless Steel MAX Security Stem



Stainless Steel Bottom Plate for Security Stem

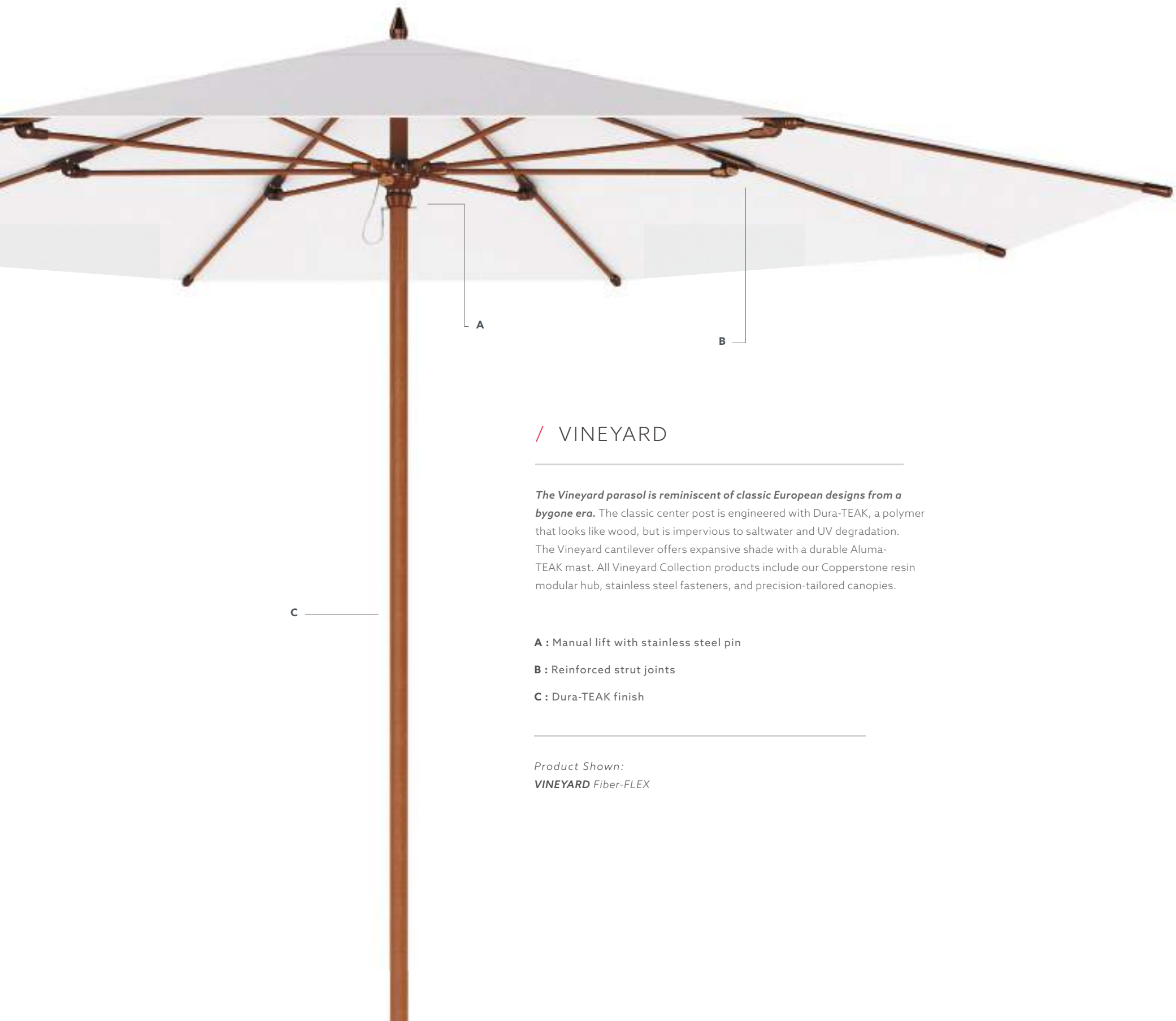


Stainless Steel In-ground Security Mount

/ ACCESSORIES



G-Plate with TUFF Wheels
(for use with square G-plates only)



/ VINEYARD

The Vineyard parasol is reminiscent of classic European designs from a bygone era. The classic center post is engineered with Dura-TEAK, a polymer that looks like wood, but is impervious to saltwater and UV degradation. The Vineyard cantilever offers expansive shade with a durable Aluma-TEAK mast. All Vineyard Collection products include our Copperstone resin modular hub, stainless steel fasteners, and precision-tailored canopies.

A : Manual lift with stainless steel pin

B : Reinforced strut joints

C : Dura-TEAK finish

Product Shown:
VINEYARD Fiber-FLEX

CENTER POSTS



CLASSIC



AUTHENTIC
HARDWOOD



FIBER-FLEX

CANTILEVERS



SINGLE



SWIM UNDER



SHADE POD

DURA-TEAK



Natural





NATURAL HARDWOOD



Natural



CLASSIC

SQUARE [ft / m]	OCTAGON [ft / m]	HEXAGON [ft / m]	RECTANGLE [ft / m]
 5.5 / 1.65	 7.5 / 2.25	 7.0 / 2.15	 6.0 X 9.0 / 1.8 X 2.75
6.5 / 2.0	9.0 / 2.75	8.5 / 2.6	
7.5 / 2.25	10.5 / 3.2	10.0 / 3.0	
8.0 / 2.6			

OPTIONS

VENTS & POCKETS

- Single vent
- Double vent (oct/hex only)
- Contrasting pockets and vent

PROFILES

- Market straight
- Valance straight or scalloped
- Fish tail (oct/hex only)




CANOPY & PANELS

- Binding
- Fringe
- Accent border
- Alternating panels and valance

For option images, see page 228-229



AUTHENTIC HARDWOOD

SQUARE [ft / m]	OCTAGON [ft / m]	HEXAGON [ft / m]
 6.5 / 2.0	 7.5 / 2.25	 8.5 / 2.6
7.5 / 2.25	9.0 / 2.75	10.0 / 3.0
9.5 / 2.9	11.5 / 3.6	

OPTIONS

VENTS & POCKETS

- Single vent
- Double vent (oct/hex only)
- Contrasting pockets and vent

PROFILES

- Market straight
- Valance straight or scalloped
- Fish tail (oct/hex only)

CANOPY & PANELS

- Binding
- Fringe
- Accent border
- Alternating panels and valance

For option images, see page 228-229



FIBER-FLEX

SQUARE [ft / m]	OCTAGON [ft / m]	HEXAGON [ft / m]
 5.5 / 1.65	 7.5 / 2.25	 7.0 / 2.15
6.5 / 2.0	9.0 / 2.75	8.5 / 2.6
7.5 / 2.25	10.5 / 3.2	10.0 / 3.0

OPTIONS

VENTS & POCKETS

- Single vent

PROFILES

- Market straight
- Valance straight or scalloped

CANOPY & PANELS

- Binding
- Fringe
- Accent border
- Alternating panels and valance

For option images, see page 228-229

/ ABOVE-GROUND ANCHORS



Bases shown in Natural Plantation Aluma-TEAK

/ IN-GROUND ANCHORS



/ ACCESSORIES



Stainless Steel Wheel Tray for Round Bases



CANTILEVER

SQUARE	OCTAGON	RECTANGLE
[ft / m]	[ft / m]	[ft / m]
8.0 / 2.45	9.0 / 2.75	8.0 X 12.0 / 2.45 X 3.65
10.0 / 3.0	11.0 / 3.4	

- OPTIONS**
- VENTS & POCKETS**
 - Single vent
 - PROFILES**
 - Market straight
 - Valance straight or scalloped
 - CANOPY & PANELS**
 - Binding
 - Alternating panels and valance

For option images, see page 228-229



SHADE POD

SQUARE

SQUARE
[ft / m]
8.0 / 2.45
10.0 / 3.0

- OPTIONS**
- VENTS & POCKETS**
 - Single vent
 - PROFILES**
 - Market straight
 - Valance straight or scalloped
 - CANOPY & PANELS**
 - Binding
 - Alternating panels and valance

For option images, see page 228-229



SWIM-UNDER

SQUARE
[ft / m]
8.0 / 2.45

- OPTIONS**
- VENTS & POCKETS**
 - Single vent
 - PROFILES**
 - Market straight
 - Valance straight or scalloped
 - CANOPY & PANELS**
 - Binding
 - Alternating panels and valance

For option images, see page 228-229

/ ABOVE-GROUND ANCHORS



Bases shown in Natural Plantation Aluma-TEAK.

/ IN-GROUND ANCHORS



/ ACCESSORIES



G-Plate with TUFF Wheels (for use with square G-plates only)

PARASOL CANOPY OPTIONS

PROFILES



Market Straight



Fishtail



Valance Straight



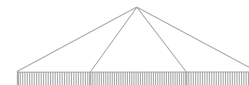
Valance Scalloped



Roman Valance



Tassels



Fringe

CANOPY

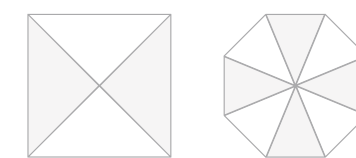


Binding

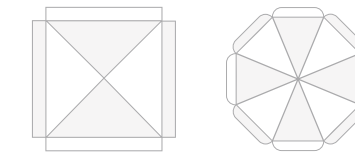


Accent Border

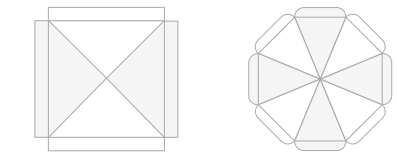
PANELS



Alternating Panels

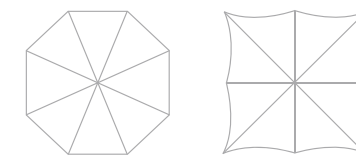


Alternating Panels &
Alternating Valances

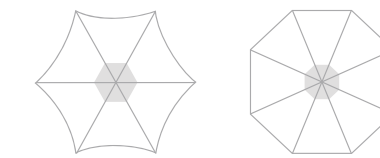


Alternating Panels &
Matching Valances

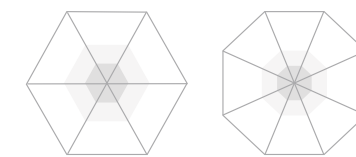
VENTS / POCKETS



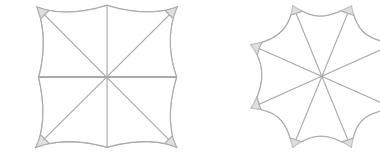
No Vent



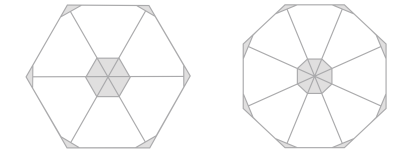
Single Vent



Double Vent



Contrasting Pockets



Contrasting Pockets and Vent



ULTIMATE SHADE BRANDING

How you promote your brand says something about it. That's why TUUCI will showcase it with the enduring quality it deserves. That means nailing the details, like quality printing on both the top and the underside and delivering exact color matches to your visual identity.

Around the globe, leading restaurant brands, franchises and luxury resorts rely on TUUCI to deliver shade made right. Our in-house designers will execute your corporate identity and brand vision, creating a stunning asset for your restaurant, hotel, franchise or business. Your brand is made to last. It deserves shade made the same way.



PANTONE MATCHING

Your brand guidelines and messaging are perfectly matched and flawlessly executed.



DESIGN SERVICES

Turn your vision into a reality with help from our in-house design team.



PIXEL PERFECT PRINTING

Exacting standards lead to precise results with our logo printing process.



LONG-LASTING COLOR

We use dyes and techniques that will last for years to come, even under the harshest conditions.



Product Shown:
TUUCI Equinox Cabana with L-bench in Sea Shell White Finish

/ TUUCI EQUINOX CABANA


The TUUCI Equinox Cabana effortlessly transforms any patio, poolside or outdoor landscape into an open-air living room. Spacious, modular and luxurious, this perfect getaway can be customized to fit your every need. Various configurations are wind rated from 50 to 100 mph and above. The TUUCI Equinox will stand strong for years to come, giving comfort in the outdoors with a just-right mix of sun and shade.

- A:** Aluminum trellis roof and side walls
- B:** Fan mount (fan not included)
- C:** Two LED lights per beam
- D:** TUUCI TUFF-Skin fabrics in a full array of colors and grades




TUUCI EQUINOX

SOLID FINISHES




PLANTATION ALUMA-TEAK





EQUINOX

SQUARE	[ft / m]	RECTANGLE	[ft / m]
	8.0 / 2.45		8.0 X 10.0 / 2.45 X 3.0
	10.0 / 3.0		8.0 X 12.0 / 2.45 X 3.65
	12.0 / 3.65		10.0 X 12.0 / 3.0 X 3.65

BENCH

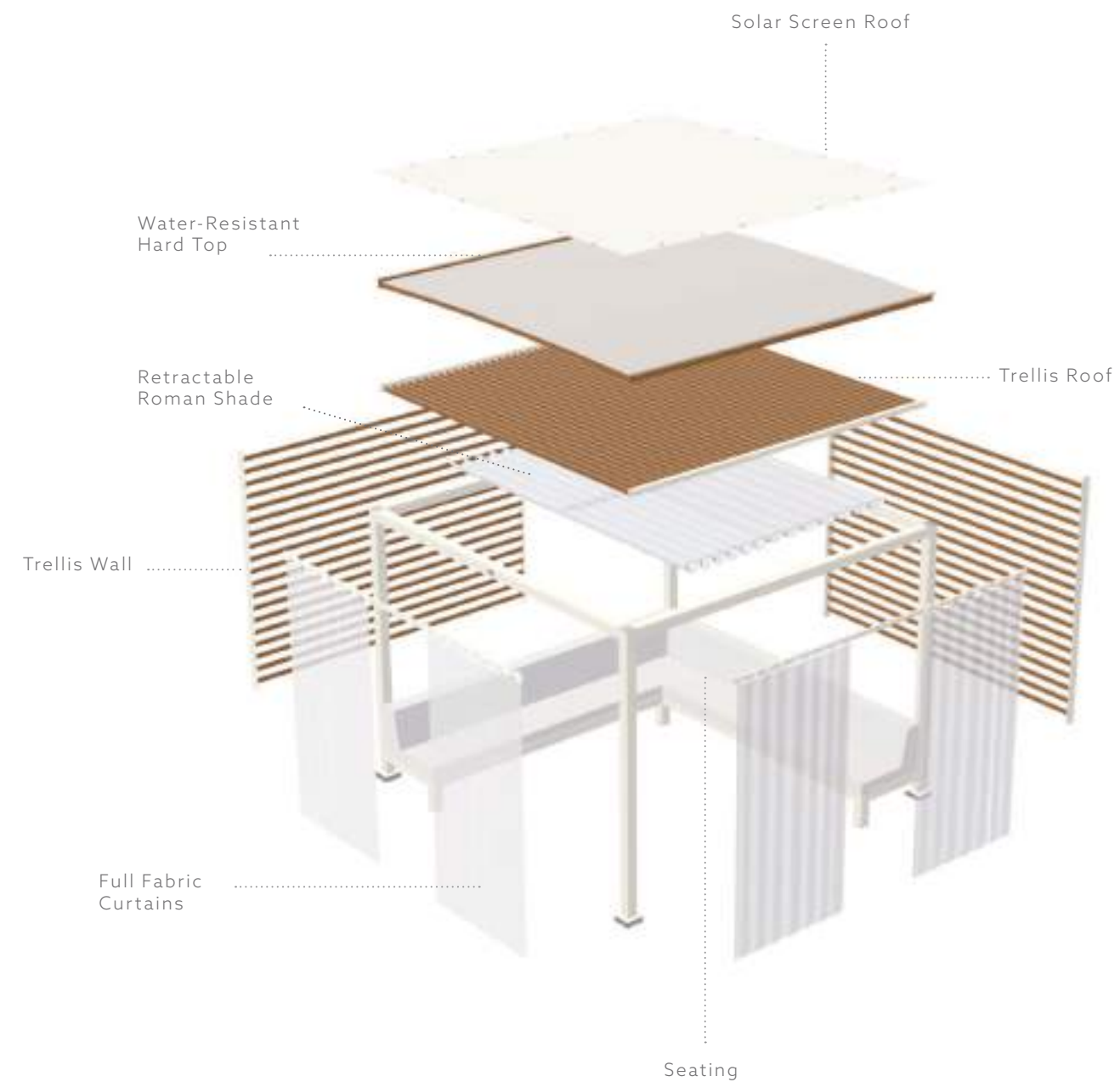



OPTIONS

ACCESSORIES

- Lighting
- Outlet and USB port (power source required)
- Heater
- TV mount
- Fan mount

CONFIGURATIONS





/ TUUCI ECLIPSE CABANA

The TUUCI Eclipse Cabana is the perfect structure for lounging or dining. Sturdy and bold, this cabana becomes a personal retreat in any landscape. The retractable Roman shade roof option adds old-world romance and stylish shade with beautiful, durable fabrics and an easy open-and-close shade set on stainless steel cables.

- A :** Trellis roof
- B :** Trellis wall
- C :** Retractable Roman shade

PACKAGES



TRELLIS ROOF



TRELLIS ROOF AND BACK WALL




TRELLIS ROOF, BACK WALL & ONE SIDE WALL
(Choose Left or Right)




TRELLIS ROOF, BACK WALL & TWO SIDE WALLS

SOLID FINISHES



PLANTATION ALUMA-TEAK





ECLIPSE

SQUARE

[ft / m]



8.0 / 2.4

RECTANGLE

[ft / m]



8.0 X 10.0 /
2.4 X 3.0

ROMAN SHADE FABRICS



White



Desert Sand



Sandstone



Dusk Grey



Brown



Black



/ CABANAS & LOUNGES

Build an oasis with our semi-permanent pavilions available in our polished titanium or Dura-TEAK woodgrain polymer construction. Topped with vector vents for air flow, privacy panels, windows, curtains, and voluminous marine grade fabric drapery, there are countless ways to create an outdoor living room.

A : Vector vent

B : Customizable fabric configurations

C : Multiple base options

*Product Shown:
Atlantis Cabana*

CABANAS



ATLANTIS



GRAND PACIFIC



ST. TROPEZ

LOUNGES



MERCURY



CRESCENT



DOUBLE CHAISE



Polished Titanium



Dura-TEAK
(Available only for Atlantis)



ATLANTIS

SQUARE	[ft / m]*
	8.0 X 2.45 10.0 X 3.0

RECTANGLE	[ft / m]*
	8.0 X 12.0 / 2.45 X 3.65

*Exterior dimensions

OPTIONS	VENTS
	- Vector vent

CURTAINS
- Accent - Fabric walls
- Full - Fabric walls with windows



ST. TROPEZ

RECTANGLE	[ft / m]*
	10.0 X 12.0 / 3.0 X 3.65

*Exterior dimensions

OPTIONS	CANOPY
	- Interior privacy curtains
	- Fabric walls



GRAND
PACIFIC

SQUARE	[ft / m]*
	12.0 / 3.7


*Exterior dimensions

OPTIONS	VENTS
	- Vector vent

CURTAINS
- Accent - Fabric walls
- Full - Fabric walls with windows



MERCURY


RECTANGLE	TOP DIMENSION [ft / m]	LOUNGE DIMENSION [ft / m]
	7.25 X 13.5 / 2.2 X 4.15	4.0 X 7.5 / 1.25 X 2.3

OPTIONS	CANOPY
	- Vector vent

DRAPE
- Straight valance
- Privacy sheer curtains



CRESCENT

SQUARE	TOP DIMENSION [ft / m]	LOUNGE DIMENSION [ft / m]
	11.0 X 11.0 / 3.4 X 3.4	7.0 X 7.0 / 2.15 X 2.15

OPTIONS	CANOPY	DRAPE
	- Vector vent	- Straight valance - Privacy sheer curtains




DOUBLE CHAISE

SQUARE	[ft / m]
	6.7 X 6.7 / 2.0 X 2.0

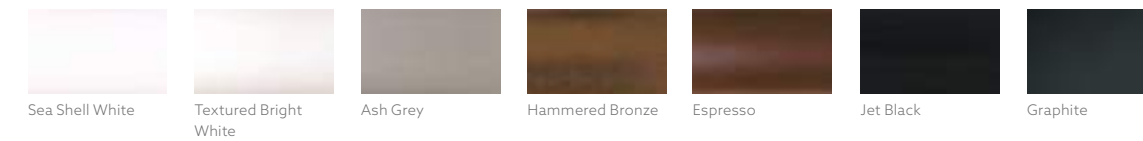


/ DOUBLE CHAISE STYLE OPTIONS

PLANTATION ALUMA-TEAK



SOLID FINISHES



/ AIR LOUNGE & WAVE STAND

The Air Lounge hammock stretches between comfort and innovation. Designed to expand and contract for a gentle swing, the streamlined profile of the Air Lounge is complemented by its Ultra Dry-Core Comfort Mesh available in two color options and durable hardwood stretcher bars. The anodized aluminum Wave Stand secures the hammock as it sways in the breeze.

A : Ultra dry-core comfort mesh

B : Hardwood stretcher bars

C : Wave Stand



HAMMOCKS



AIR LOUNGE &
WAVE STAND

RECTANGLE

[ft / m]



4.5 X 14.0 /
1.4 X 4.3

FABRIC COLORS



White



Black

FINISH



Polished Stainless Steel






/ SHADE BLADE

The Shade Blade cuts through the wind, water and sun, and leaves everyone in its wake with the stylish asymmetrical boat-ready blade. Deploys in seconds and when not in use, it can be stored in a small carry bag.

- A :** Marine grade polished titanium finish
- B :** Reinforced struts
- C :** Independent bracket hub system



SHADE BLADE

BOW	[ft / m]	RECTANGLE	[ft / m]
	6.0 X 9.0 / 1.8 X 2.74		7.0 X 9.0 / 2.15 X 2.75
	7.0 X 11.0 / 2.13 X 3.35		



Polished Titanium



RESPONSIBILITY

OUR COMMITMENT TO SUSTAINABILITY AND OUR COMMUNITY

Our mission in shade design connects our passion for sustainable and enjoyable lifestyles the world over. For over two decades, we've been guided by our love of the natural environment and our community in everything we do. As we enter our third decade, we continue to commit to the following principles and continuously challenge ourselves to do better.

PRODUCT DURABILITY

All of our products are engineered for a lifetime of serviceability with replaceable parts and marine grade components, reducing global waste. Through our designs, we ensure less disposal of our products which saves landfill space and conserves energy.

RESPONSIBLE OPERATIONS

The high standards we set for our products' functionality and durability is reflected by how we operate our facilities. TUUCI continues to recognize innovative opportunities to minimize material waste, while maintaining our premium quality. From our fabric recycling program to the sourcing processes in our facilities, we aim to reduce our ecological footprint as we reduce our waste.

COMMUNITY

We believe good deeds begin at home. Through philanthropic and volunteer efforts, TUUCI contributes to multiple organizations that provide benefit to the environment, education and shelter to disadvantaged families in South Florida. We seek to be active and generous contributors to the community we love.

TUUCI
Cares



WARRANTY

TUUCI products are constructed with the finest marine grade materials available and rigorously tested in extreme weather conditions. We proudly stand behind the integrity of our manufacturing and design and strive to exceed your expectations.

With a best-in-class warranty of up to 15 years for our premium parasols, your investment will continue to offer years of comfort and enjoyment. We are committed to providing a shade experience like no other in the world. For specific information on our coverage, visit [tuuci.com/warranty](https://www.tuuci.com/warranty).



TUUCI
PROUD PARTNER
OF US SAILING



TUUCI

