

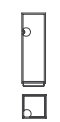
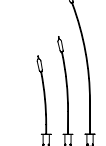

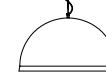







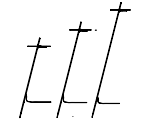






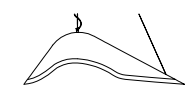
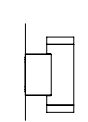
OUTDOOR OUTDOOR OUTDOOR



KARMAN
REPUBLIC



INDICE / INDEX

	ABACHINA	pag.	4		NILO	60
	AGUA		10		PLANCTON	66
	ALIBABIG		12		POIS	68
	ATMOSPHERE		18		TOBIA	72
	BLACK OUT		26		ULULÌ ULULÀ	74
	CELL		28		XANA	76
	DON'T TOUCH		32			
	GINGER		36			
	GONZAGA		38			
	KIMONO		40			
	LADY D		44			
	LEDA		52			
	MOBY DICK		56			
	MOVIDA		58			

ABACHINA

design edmondo testaguzza

Piccole sfere di vetro soffiato, ancorate alla struttura metallica a parallelepipedo, rimandano ad un'attività ludica e allo scorrere delle palline sul pallottoliere.

Little spheres of blown glass, secured to a rectangular metal frame, a reference to games, reminiscent of beads sliding along an abacus.



ABACHINA

design
edmondo testaguzza

Struttura - alluminio opaco
Structure- matt aluminum
Diffusore - vetro bianco satinato
Shade - white frosted glass

HP291 N1 EXT (nero /black)

HP291 B1 EXT (bianco /white)

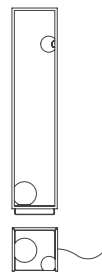
piantana/floor lamp

cm 22,5x22,5 h. 103

LED CC 3,2W 410 lm

+ 7,4W 958 lm, 3000K

IP65



HP291 N2 EXT (nero /black)

HP 291 B2 EXT (bianco /white)

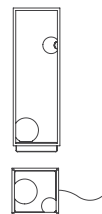
piantana/floor lamp

cm 22,5x22,5 h. 70

LED CC 3,2W 410 lm

+ 7,4W 958 lm, 3000K

IP65



HP291 N3 INT (nero/black)

HP291 B3 INT (bianco/white)

piantana / floor lamp

cm 22,5x22,5 h. 103

LED CC 2,6W 360 lm,

rechargeable batteries 5V

3000K



HP 291 N4 INT (nero/black)

HP 291 B4 INT (bianco/white)

piantana / floor lamp

cm 22,5x22,5 h. 70

LED CC 2,6W 360 lm,

rechargeable batteries 5V

3000K



Accessorio - vassoio
Optional - tray

AC 291 N1 EXT (nero/black)

AC 291 B1 EXT (bianco/white)

Versioni disponibili:
APPLIQUE / PIANTANA TERRA / INDOOR
Available versions:
WALL LAMP / FLOOR LAMP / INDOOR

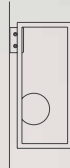


ABACHINA

design
edmondo testaguzza

Struttura - alluminio opaco
Structure - matt aluminum
Diffusore - vetro bianco satinato
Shade - white frosted glass

AP291 N1 EXT (nero/black)
AP291 B1 EXT (bianco/white)
applique
wall lamp
cm 14x16 h. 32
LED CC 3,2W 410 lm
3000K
IP44





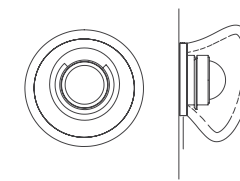
AGUA

design matteo ugolini - edmondo testaguzza



Struttura in alluminio nero opaco
Structure in matt black aluminum
Diffusore in vetro
Shade in glass

AP290 T1 EXT (trasparente/transparent)
AP290 S1 EXT (acidato/frosted)
applique
wall lamp
cm 13 x 9
LED CC 350mA,
3,2W, 410 lm 3000K
IP44



Versioni disponibili:
APPLIQUE / TAVOLO / INDOOR
Available versions:
WALL LAMP / FLOOR LAMP / INDOOR

ALIBABIG

design matteo ugolini



Struttura in vetroresina
Structure in fiberglass.



SE616V-EXT
sospensione
pendant
cm ø 50 h. 110
2 x max 23W E27
IP65

Versioni disponibili: APPLIQUE / SOSPENSIONE /
PIANTANA TERRA / INDOOR
Available versions: WALL LAMP / PENDANT /
FLOOR LAMP / INDOOR



OUTDOOR

ALIBABIG

design
matteo ugolini



Struttura in vetroresina.
Structure in fiberglass.



SE617V-EXT
sospensione
pendant
cm ø 40 h. 110
2 x max 23W E27
IP65

Versioni disponibili: APPLIQUE / SOSPENSIONE /
PIANTANA TERRA / INDOOR
Available versions: WALL LAMP / PENDANT /
FLOOR LAMP / INDOOR

ALIBABIG

design
matteo ugolini

Struttura in vetroresina.
Structure in fiberglass

H625V-EXT
piantana/applique
floor/wall lamp
cm 73x48 h. 130
4 x max 23W E27
IP65



Versioni disponibili: APPLIQUE / SOSPENSIONE /
PIANTANA TERRA / INDOOR
Available versions: WALL LAMP / PENDANT /
FLOOR LAMP / INDOOR



Atmosphere

design matteo ugolini



ATMOSPHERE

design matteo ugolini

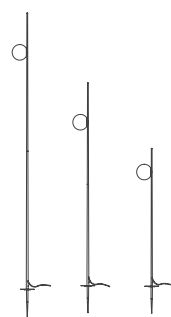
Struttura in fibra di vetro bianco opaco e sfera in PMMA
Structure in matt white glass fiber and PMMA sphere

HP302DBEXT
h 355 cm

HP302EBEXT
h 260 cm

HP302FBEXT
h 178 cm

1X MAX 18W E27
picchetto / stake
IP55


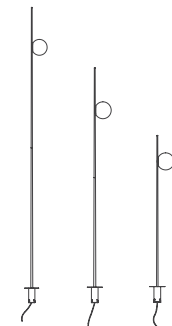



HP302GBEXT
h 355 cm

HP302HBEXT
h 260 cm

HP302LBEXT
h 178 cm

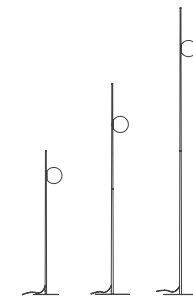
1X MAX 18W E27
attacco a terra
ground fastening
IP55





ATMOSPHERE

design
matteo ugolini



Struttura in fibra di vetro e sfera in PMMA, basamento in acciaio
structure in glass fiber, sphere in PMMA, steel basement


HP302ABEXT (bianco opaco/matt white)
HP302ANEXT (nero opaco/matt black)
h 355 cm Ø 40 cm

HP302BBEXT (bianco opaco/matt white)
HP302BNEXT (nero opaco/matt black)
h 260 cm Ø 40 cm

HP302CBEXT (bianco opaco/matt white)
HP302CNEXT (nero opaco/matt black)
h 178 cm Ø 30 cm

1X MAX 18W E27
IP55





ATMOSPHERE

design
matteo ugolini

ATMOSPHERE

design
matteo ugolini



ATMOSPHERE

design
matteo ugolini

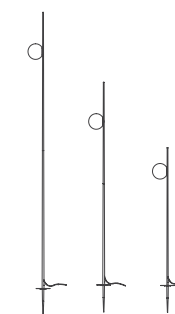
Struttura in fibra di vetro nero opaco e sfera in PMMA
Structure in matt black glass fiber and PMMA sphere

HP302DNEXT
h 355 cm

HP302ENEXT
h 260 cm

HP302FNEXT
h 178 cm

1X MAX 18W E27
picchetto / stake
IP55

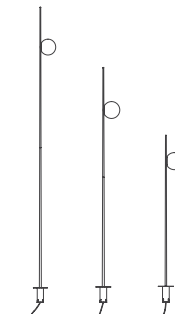


HP302GNEXT
h 355 cm

HP302HNEXT
h 260 cm

HP302LNEXT
h 178 cm

1X MAX 18W E27
attacco a terra /
ground fastening
IP55



BLACK OUT

design matteo ugolini

Struttura in filamento di vetroresina.
Structure in fiberglass.

SE101 1B EXT (bianco/white)
SE1011N EXT (nera opaca/matt black)
sospensione / pendant
cm ø 35 h. 40
1 x max 23W E27
IP65

SE101 2B EXT (bianco/white)
SE1012N EXT (nera opaca/matt black)
sospensione / pendant
cm ø 50 h. 60
1 x max 23W E27
IP65

HP101 2B EXT (bianco/white)
HP1012N EXT (nera opaca/matt black)
piantana / floor lamp
cm 60x180 ø 50
1 x max 23W E27
IP65

Versioni disponibili: SOSPENSIONE / PIANTANA TERRA / INDOOR
Available versions: PENDANT / FLOOR LAMP / INDOOR

CELL

design matteo ugolini



Struttura in acciaio inox, paralume in metacrilato (PMMA) bianco.
Structure in stainless steel, shade in white methacrylate (PMMA).



M615-EXT (bianco/white)
HP615 DM EXT (bronzo/bronze)
lampada da terra / floor lamp
cm ø 55 h. 88
1 x max 23W E27
IP65



M612-EXT (bianco/white)
CT612 AM EXT (bronzo/bronze)
lampada da terra / floor lamp
cm ø 57 h. 62
1 x max 23W E27
IP65



M613-EXT (bianco/white)
HP613 BM EXT (bronzo/bronze)
lampada da terra / floor lamp
cm ø 84 h. 89
1 x max 23W E27
IP65

Versioni disponibili:
SOSPENSIONE / PIANTANA TERRA / INDOOR
Available versions:
PENDANT / FLOOR LAMP / INDOOR

CELL

design
matteo ugolini

Struttura in acciaio inox, paralume in metacrilato (PMMA) bianco.
Structure in stainless steel, shade in white methacrylate (PMMA).



SE615-EXT (bianco/white)
SE615 DM EXT (bronzo/bronze)
sospensione / pendant
cm ø 55 h. 88
1 x max 23W E27
IP65



SE612-EXT (bianco/white)
SE612 AM EXT (bronzo/bronze)
sospensione / pendant
cm ø 57 h. 59
1 x max 23W E27
IP65




SE613-EXT (bianco/white)
SE613 BM EXT (bronzo/bronze)
sospensione / pendant
cm ø 84 h. 87
1 x max 23W E27
IP65

Versioni disponibili:
SOSPENSIONE / PIANTANA TERRA / INDOOR
Available versions:
PENDANT / FLOOR LAMP / INDOOR

DON'T TOUCH

design matteo ugolini

Struttura in tecnopolimero grigio opaco,
bacchette in PVC bianco opaco.
*Structure in matt grey techno-polymer, sticks in
matt white PVC.*



HP153 AB EXT (3000K)
HP153 BB EXT (2700K)
lampada da terra / floor lamp
Ø42 x h 108 cm
LED module 1x29W, 2600 lm
CRI ≥ 80 - IP67


Versioni disponibili: PIANTANA TERRA / INDOOR
Available versions: FLOOR LAMP / INDOOR

DON'T TOUCH

design
matteo ugolini



Struttura in tecnopolimero grigio opaco,
bacchette in PVC bianco opaco.
*Structure in matt grey techno-polymer, sticks in
matt white PVC.*



HP153 AB EXT (3000K)
HP153 BB EXT (2700K)
lampada da terra / floor lamp
Ø42 x h 108 cm
LED module 1x29W, 2600 lm
CRI ≥ 80 - IP67

Versioni disponibili: PIANTANA TERRA / INDOOR
Available versions: FLOOR LAMP / INDOOR

GINGER

design edmondo testaguzza



Struttura in vetro trasparente.
Structure in clear glass.



SE116 2A EXT
(paglierino/pale yellow)
SE116 2F EXT (fumé/smoked)
sospensione / pendant
cm ø 27 h. 26
1 x max 52W E27
IP44



SE116 1A EXT
(paglierino/pale yellow)
SE116 1F EXT (fumé/smoked)
sospensione / pendant
cm ø 30 h. 20
1 x max 52W E27
IP44



SE116 3A EXT
(paglierino/pale yellow)
SE116 3F EXT (fumé/smoked)
sospensione / pendant
cm ø 30 h. 37
1 x max 52W E27
IP44



SE116 5A EXT
(paglierino/pale yellow)
SE116 5F EXT (fumé/smoked)
sospensione / pendant
cm ø 27 h. 26
1 x max 52W E27
IP44



SE116 4A EXT
(paglierino/pale yellow)
SE116 4F EXT (fumé/smoked)
sospensione / pendant
cm ø 30 h. 20
1 x max 52W E27
IP44



SE116 6A EXT
(paglierino/pale yellow)
SE116 6F EXT (fumé/smoked)
sospensione / pendant
cm ø 30 h. 37
1 x max 52W E27
IP44

Versioni disponibili: SOSPENSIONE / INDOOR
Available versions: PENDANT / INDOOR



Project: Arch. François Vieillecroze
Interior design: Jeanne Vieillecroze
Ph.: Wilfried Hamel-Raison (Luxury Vision Production)

GONZAGA

design debonademeo & matteo ugolini

Struttura in alluminio.
Structure in aluminium.

SE185 GD EXT (bianco/white)
SE185 GC EXT (nero/black)
SE185 DD EXT (ottone/brass)
sospensione / pendant
cm Ø42 h 8
LED 13W 1200 lumen
2700K CRI ≥ 80
IP65



SE185 FD EXT (bianco/white)
SE185 FC EXT (nero/black)
SE185 DC EXT (ottone/brass)
sospensione / pendant
cm Ø42 h 8
LED 13W 1200 lumen
3000K CRI ≥ 80
IP65



SE185 ED EXT (bianco/white)
SE185 EC EXT (nero/black)
SE185 CD EXT (ottone/brass)
sospensione / pendant
cm Ø59 h 8
LED 13W 1200 lumen
2700K CRI ≥ 80
IP65



SE185 BD EXT (bianco/white)
SE185 BC EXT (nero/black)
SE185 CC EXT (ottone/brass)
sospensione / pendant
cm Ø59 h 8
LED 13W 1200 lumen
3000K CRI ≥ 80
IP65




Versioni disponibili: SOSPENSIONE / INDOOR
Available versions: PENDANT / INDOOR

OUTDOOR

KIMONO

design matteo ugolini



Struttura in vetroresina bianco.
Structure in white fiberglass.

SE636V-EXT
sospensione
pendant
cm ø 40 h. 85
1 x max 23W E27
IP65

Versioni disponibili: SOSPENSIONE / INDOOR
Available versions: PENDANT / INDOOR



KIMONO

design matteo ugolini

Struttura in vetroresina bianco.
Structure in white fiberglass.



SE635V-EXT

sospensione

pendant

cm ø 50 h. 70

1 x max 23W E27

IP65

Versioni disponibili: SOSPENSIONE / INDOOR
Available versions: PENDANT / INDOOR

LADY D

design matteo ugolini



LADY D
design
matteo ugolini



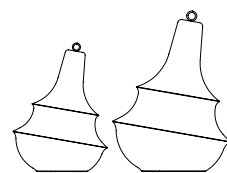


Struttura in vetroresina bianca opaca
Structure in matt white fiberglass

HP304PBEXT
cm Ø47 H66

HP304GBEXT
cm Ø65 H89

Lampada da terra / floor lamp
1x max 18W E27
IP55



Struttura in vetroresina bianca opaca
Structure in matt white fiberglass

SE304PBEXT
cm Ø48 H78

SE304GBEXT
cm Ø66 H107

sospensione/pendant
1x max 18W E27
IP55



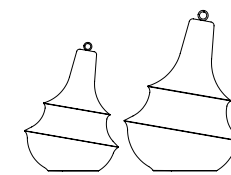
LADY D
design
matteo ugolini



Struttura in vetroresina bianca opaca
Structure in matt white fiberglass

HP304PBEXT
cm Ø47 H66

HP304GBEXT
cm Ø65 H89



Lampada da terra / floor lamp
1x max 18W E27
IP55



LADY D
design
matteo ugolini

Struttura - alluminio opaco
Structure - matt aluminum
Diffusore - silicone bianco opaco
Shade - matt white silicone

SE293 BN EXT (nero/black)
SE293 BO EXT (bronzo/bronze)
sospensione / pendant
cm 100x300 (max) Ø 2,3
LED 24V, 14,4W, 922 lm,
3000K
IP65

Versioni disponibili: SISTEMA / INDOOR
Available versions: SISTEMA / INDOOR

LEDA

design debonademeo



LEDA
design
debonademeo

Struttura - alluminio opaco
Structure - matt aluminum
Diffusore - silicone bianco opaco
Shade - matt white silicone

SE293 N1 EXT (nero/black)
SE293 O1 EXT (bronzo/bronze)
sospensione
pendant
cm 100x300 (max) Ø 2,3
LED 24V, 14,4W, 922 lm,
3000K
IP65

OUTDOOR

MOBY DICK

design matteo ugolini

Struttura in vetroresina, finitura esterna liscia, interna naturale.
Structure in fiberglass, smooth outer finishing, rough inner finishing.

SE646P

sospensione / pendant
cm 90x30x h. 30
1 x max 70W E27



SE647G

sospensione / pendant
cm 150x55x h. 55
1 x max 105W E27



Versioni disponibili: SOSPENSIONE / OUTDOOR
Available versions: PENDANT / OUTDOOR



MOVIDA

design matteo ugolini &
edmondo testaguzza

Struttura in alluminio bianco opaco.
Structure in matt white aluminum.



AP262 BC EXT (3000K)
AP262 BE EXT (2700K)
applique / wall lamp
cm Ø5,5 x 9,8 x h 14,5
led 2 x 3,2W 410 lumen
CRI≥90
IP55

Struttura in alluminio nero opaco.
Structure in matt black aluminum.



AP262 NR EXT (3000K)
AP262 NP EXT (2700K)
applique / wall lamp
cm Ø5,5 x 9,8 x h 14,5
led 2 x 3,2W 410 lumen
CRI≥90
IP55

Accessorio disco deflettore.
Deflector plate optional.



AC262 BN EXT
(alluminio bianco /
white aluminum)

Versioni disponibili: INDOOR
Available versions: INDOOR



N I



L O

Nilo

design matteo ugolini

Un caldo pomeriggio di mezza estate, Sassocorvaro uno dei tanti magici borghi italiani e il suo fiume. Risveglio di rumori, profumi, grida felici e di quelle spensierate giornate passate con gli amici a giocare tra lo scorrere dell'acqua e quelle buffe e tanto decorative piante acquatiche.

A warm mid-summer afternoon in Sassocorvaro – one of the many magical Italian villages – and its river. The awakening of sounds, scents, happy shouts and carefree days spent playing with friends, between the running water and those funny ornamental water plants.



NILO
design
matteo ugolini

Struttura in alluminio nero opaco e diffusore in resina bianco opaco.
Structure in matt black aluminium and shade in matt white resin.

HP211DN EXT (118 cm)
HP211EN EXT (150 cm)
HP211FN EXT (220 cm)
piantana / floor lamp
3,2W 2700K
410 lumen, 350mA



picchetto / stake included 35 cm
IP65


Struttura in alluminio nero opaco e diffusore in resina bianco opaco.
Structure in matt black aluminium and shade in matt white resin.

HP211AN EXT (118 cm)
HP211BN EXT (150 cm)
HP211CN EXT (220 cm)
piantana / floor lamp
3,2W 2700K
410 lumen, 350mA



attacco a terra
ground fastening accessory
IP65

Versioni disponibili:
APPLIQUE / PIANTANA TERRA / INDOOR
Available versions:
WALL LAMP / FLOOR LAMP / INDOOR



NILO
design
matteo ugolini



Struttura in alluminio nero opaco
e diffusore in resina bianco opaco.
Structure in matt black aluminium
and shade in matt white resin.



AP211PN EXT
applique / wall lamp
cm 64 x 9
3,2W 2700K
410 lumen, 350mA
IP44



PLANCTON

design matteo ugolini

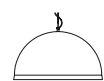


Struttura in vetroresina con bordi sfrangiati.
Structure in fiberglass with unfinished borders.

Versioni disponibili: SOSPENSIONE / INDOOR
Available versions: PENDANT / INDOOR



SE648/IPB-EXT
sospensione / pendant
cm ø 45 h. 25
1 x max 20W E27
IP44



SE649/1GB-EXT
sospensione / pendant
cm ø 75 h. 40
1 x max 20W E27
IP44



POIS

design matteo ugolini

Struttura - alluminio nero opaco
Structure - matt black aluminum
Diffusore - resina bianca
Shade - white resin

HP292 AN EXT

piantana
floor lamp
cm h. 93
LED 3.2w, 410 lm,
3000K
IP65



HP292 BN EXT

piantana
floor lamp
cm h. 118
LED 3.2w, 410 lm,
3000K
IP65



HP292 CN EXT

piantana
floor lamp
cm h. 158
LED 3.2w, 410 lm,
3000K
IP65





POIS
design
matteo ugolini

Struttura - alluminio nero opaco
Structure - matt black aluminum
Diffusore - resina bianca
Shade - white resin

HP292 AN EXT
piantana
floor lamp
cm h. 93
LED 3.2w, 410 lm,
3000K
IP65



HP292 BN EXT
piantana
floor lamp
cm h. 118
LED 3.2w, 410 lm,
3000K
IP65



HP292 CN EXT
piantana
floor lamp
cm h. 158
LED 3.2w, 410 lm,
3000K
IP65



OUTDOOR

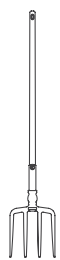
TOBIA

design matteo ugolini



Struttura in tecnopolimero bianco.
Structure in white techno-polymer.

Versioni disponibili: PIANTANA TERRA / INDOOR
Available versions: FLOOR LAMP / INDOOR



HP145 1F EXT
piantana
floor lamp
cm b.36 x p.8 x h.165
13W LED, 1430 lumen
3000K - IP65



HP145 2P EXT
piantana
floor lamp
cm b.36 x p.8 x h.165
13W LED, 1430 lumen
3000K - IP65



HP145 3R EXT
piantana
floor lamp
cm b.46 x p.12 x h.165
13W LED, 1430 lumen
3000K - IP65



ULULÌ ULULÀ

design matteo ugolini



Struttura in vetroresina con inserti in pizzo.
Structure in fiberglass with lace inserts.



M648PB-EXT (ULULÌ)
lampada da terra / floor lamp
cm ø 45
1 x max 70W E27 - IP65



M649GB-EXT (ULULÀ)
lampada da terra / floor lamp
cm ø 75
1 x max 105W E27 - IP65



Struttura in vetroresina con inserti in pizzo.
Structure in fiberglass with lace inserts.



SE648PB-EXT (ULULÌ)
sospensione / pendant
cm ø 45
1 x max 70W E27 - IP65



SE649GB-EXT (ULULÀ)
sospensione / pendant
cm ø 75
1 x max 105W E27 - IP65

Versioni disponibili: SOSPENSIONE / PIANTANA TERRA / INDOOR
Available versions: PENDANT / FLOOR LAMP / INDOOR

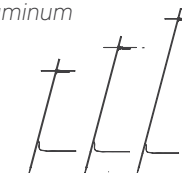
XANA

design edmondo testaguzza



Struttura in alluminio verde opaco
Structure in matt green aluminum

HP260 1V EXT (73 cm)
HP260 2V EXT (96 cm)
HP260 3V EXT (130 cm)
piantana / floor lamp



picchetto / stake included h33 cm
led 7.4W 958 lumen 3000K
IP65

